



Sea Star 6-day Cruise "C"

(Santa Cruz, Isabela, Fernandina, Isabela, Santiago, San Cristobal)



Day 1: Thursday

SANTA CRUZ ISLAND

In the morning: Baltra Airport Arrival

Morning flight from Quito or Guayaquil to Baltra, Galapagos Islands. After passing through immigration and baggage claim, you will be met by a Sea Star staff member and brought into a private bus to start your adventure in Galapagos.

Please note: Your first excursion in the Galapagos will be after being picked up at the airport upon arrival to the islands, before boarding the cruise. It is essential for you to arrive in the Galapagos wearing comfortable clothes, good closed-toe shoes suitable for an excursion, a long-brimmed hat, sun lotion, sunglasses, and to ensure you have your camera handy.

In the afternoon: Fausto Llerena Breeding Center

You will visit "Fausto Llerena" Tortoise Breeding Center in Puerto Ayora, where giant tortoises are bred in captivity. This is home to tortoises ranging from 3-inches (new hatchlings) to 4-feet long adults. Subspecies of the giant tortoises interact with one another, and many of the older tortoises are accustomed to humans stretching out their heads for a photo opportunity. The babies are kept until they are about four years-old and strong enough to survive on their own.



Fausto Llerena Breeding Center, Santa Cruz Island

Highlights & Animals:	Giant tortoises, finches, Galapagos rails
Difficulty:	Easy
Type of Landing:	Dry Landing
Possible Activities:	Hiking

Day 2: Friday

ISABELA ISLAND

In the morning: Tintoreras Islet


Tintoreras Islet, located a short distance from Puerto Villamil, is home to a great variety of wildlife. Its turquoise, crystalline waters are inhabited by white-tip reef sharks, Galapagos penguins, marine turtles and sea lions. One of its beaches surrounded by mangroves is one of the few sites where marine iguanas can reproduce successfully.



Tintoreras Islet, Isabela Island	
Highlights & Animals:	White-tipreef sharks, penguins, marine turtles, sea lions, marine iguanas
Difficulty:	Easy
Type of Landing:	Dry Landing
Possible Activities:	Hiking, dinghy ride

Afterwards: Sierra Negra Volcano

Visit to the Sierra Negra Volcano, which is the largest basaltic caldera in the Galapagos with a diameter of 6.2 miles (10 km). The site offers impressive views and the opportunity to observe up to seven species of finches and a rich display of vegetation. The north side of the caldera provides evidence of its most recent volcanic activity in 2005.



Sierra Negra Volcano, Isabela Island	
Highlights & Animals:	Basaltic caldera, stunning views, finches
Difficulty:	Difficult
Type of Landing:	Dry Landing
Possible Activities:	Hiking

In the afternoon: Wetlands

The Wetlands of Isabela Island are located just outside of Puerto Villamil. They consist of lagoons, swamps, and mangroves and are home to a variety of unique bird species such as common stilts, whimbrels, white-cheeked pintails, and gallinules. The Wetlands can be visited on foot via a path through the swamps.



Wetlands, Isabela Island

Highlights & Animals:	Giant mangroves, shore birds, flamingos
Difficulty:	Easy
Type of Landing:	Dry Landing
Possible Activities:	Hiking

Day 3: Saturday

ISABELA ISLAND

In the morning: Moreno Point

Moreno Point is located southwest of Elizabeth Bay. Here a dry landing onto what was once flowing lava is possible. The lava has left craters in its wake which formed crystal tide pools. By looking into the pools, you can peer into another world as the marine life drifts by your window. In the brackish pools of this area, you may see pink flamingos, white-cheeked pintails, and common gallinules. If you look carefully into the pools, you may see white-tip reef sharks and some sea turtles.




Moreno Point, Isabela Island

Highlights & Animals:	Flamingos, gallinules, pintail ducks, turtles, white-tip reef sharks.
Difficulty:	Moderate/Difficult
Type of Landing:	Dry Landing
Possible Activities:	Hiking, snorkeling, dinghy ride

In the afternoon: Elizabeth Bay

Elizabeth Bay is located on the east coast of Isabela Island. The bay contains many islets, which can be visited by dinghy. Penguins and blue-footed boobies can be spotted on the rocky islets. With an abundance of marine life and clear water, the area is perfect for snorkeling and viewing schools of colorful fish, sea lions, and perhaps even sharks.



Elizabeth Bay, Isabela Island


Highlights & Animals:	Mangrove forest (unique in Galapagos), sea turtles, penguins, rays, herons and sea lions
Difficulty:	Easy/Moderate
Type of Landing:	Wet Landing
Possible Activities:	Dinghy ride, kayaking

Day 4: Sunday

FERNANDINA AND ISABELA ISLANDS

In the morning: Espinoza Point

Crossing the Bolivar Channel that divides Isabela and Fernandina Islands, you will land at Espinoza Point, and after walking past a colony of marine iguanas and a group of sea lions, you will reach the island's highlight: the flightless cormorant nesting site. This area also provides a great opportunity to see the Galapagos hawk.



Espinoza Point, Fernandina Island

Highlights & Animals:	Flightless cormorant, marine iguanas, 'a'ā lava, sea lions, penguins, active volcano "La Cumbre".
Difficulty:	Moderate
Type of Landing:	Dry Landing
Possible Activities:	Hiking, snorkeling, dinghy ride

In the afternoon: Tagus Cove

You will visit Tagus Cove on Isabela Island which is located across from Fernandina Island, near the Bolivar Channel dividing the two islands. This spot has been frequented by ships since the 1800s, using the area as an anchorage site. Trails winding by Lake Darwin up to a ridge display wonderful views.



Tagus Cove, Isabela Island

Highlights & Animals:	Penguins, flightless cormorants, Darwin Volcano & Lake
Difficulty:	Moderate/Difficult
Type of Landing:	Dry Landing
Possible Activities:	Hiking, snorkeling, dinghy ride, kayaking

Day 5: Monday

SANTIAGO ISLAND

In the morning: Espumilla Beach

In Espumilla Beach marine iguanas lounge and the Sally Lightfoot crabs attract the hunting herons performing the dance of predator and prey right before your eyes. Snorkeling is highly recommended as you could come face to face with an octopus, moray eel, shark and a variety of other species of tropical fish.



Espumilla Beach, Santiago Island

Highlights & Animals:	Snorkeling
Difficulty:	Easy
Type of Landing:	Wet Landing
Possible Activities:	Hiking, snorkeling, dinghy ride, kayaking

Or: Buccaneer Cove

Buccaneer Cove is a testament to the fact that Santiago Island was once a refuge for British buccaneers. These pirates would anchor in the protected bay to make repairs and stock up on tortoise meat among other things. The steep cliffs, where hundreds of seabirds perch in front of the dark red sand beach, are a magnificent site.



Buccaneer Cove, Santiago Island

Highlights & Animals:	Sea birds, historical site, snorkeling and rock formations
Difficulty:	Easy
Type of Landing:	No Landing
Possible Activities:	Snorkeling, dinghy ride, kayaking

In the afternoon: Egas Port

Egas Port, also known as James Bay, on Santiago Island is home to the curious Galapagos hawks and quick-footed Galapagos lava lizards. The trail leads to the coastline with gorgeous tide pools and grottos full of fauna. Here the Galapagos furseals bathe in the sun. This is also a great snorkeling site.



Egas Port, Santiago Island

Highlights & Animals:	Furseals, Galapagos sea lions, tidal pools and grottos, Galapagos hawks, oyster catchers, marine iguanas, finches; snorkeling: reef sharks, turtles, rays, nice underwater formations.
Difficulty:	Easy/Moderate
Type of Landing:	Wet Landing
Possible Activities:	Hiking, snorkeling

Day 6: Tuesday

SAN CRISTOBAL ISLAND

In the morning: Lobos Island

You will take an excursion to Lobos Island which means “Sea Lion Island.” This appropriately named island is ripe with noisy, playful, jolly sea lions who will welcome you to their home with open, well, fins. This island also offers great snorkeling opportunities as well as the chance to see blue-footed and Nazca boobies.



Lobos Island, San Cristobal Island

Highlights & Animals:	Sea lions, frigate birds, blue-footed boobies
Difficulty:	Easy/Moderate
Type of Landing:	Dry Landing
Possible Activities:	Hiking, snorkeling, dinghy ride

Afterwards: San Cristobal airport departure

After this final visit, you will be transferred to the San Cristobal airport in time for your flight back to the mainland.

6-day Galapagos Cruise Itinerary "C"



Please note:

Itineraries are generally stable but may change due to weather, wildlife, safety, park regulations, guest abilities, or operational needs. Images shown are referential, and not all listed activities on each visitor point may be completed. Your guide and captain will always aim to choose the best possible itinerary.

Sales



Toll Free: +1-877-209-7243



Direct Line: +593-2-602-4568

Reservations



sales2@royalgalapagos.com



sales5@royalgalapagos.com



sales7@royalgalapagos.com

Address

12 de Octubre Ave. N26-48 and
La Coruña Ave. Mirage Tower,
office 6D. Quito - Ecuador

www.royalgalapagos.com • www.galapagosangel-cruise.com (Unbranded site)

VTA: 2025/09/12