



Sea Star 6-day Cruise "A"

(San Cristobal, Española, Floreana, Santa Fe, South Plaza, North Seymour, Santa Cruz, Mosquera)



Day 1: Tuesday

SAN CRISTOBAL ISLAND

In the morning: San Cristobal airport arrival

You will arrive at San Cristobal Island in the morning.

After passing through immigration and baggage claim, you will be met by a Sea Star staff member and transferred to the yacht. You will be shown to your cabin where you will have some time to settle in before lunch and a welcome briefing.

In the afternoon: David Rodriguez Breeding Center "La Galapaguera"

Breeding Center David Rodriguez - "La Galapaguera", in Cerro Colorado, is a new visitor site in the southeast part of San Cristobal Island and can now be reached in roughly one hour by road from Puerto Baquerizo Moreno. On the trees and shrubs surrounding the site, you may see land birds like warblers, finches and mockingbirds. Giant tortoises can be observed on the trails. They live there wild but in a protected area to ensure their survival by sealing them off from introduced predators like pigs and goats.



David Rodriguez Breeding Center "La Galapaguera", San Cristobal Island


Highlights & Animals:	Giant tortoises, finches, warblers, mockingbirds
Difficulty:	Easy/Moderate
Type of Landing:	Dry Landing
Possible Activities:	Hiking

Day 2: Wednesday

ESPAÑOLA ISLAND

In the morning: Suarez Point

On the trail to Suarez Point you will have the chance to spot blue-footed boobies, albatrosses, and Nazca boobies. This island is the breeding site of nearly all of the world's 12,000 pairs of waved albatrosses. You will also visit a beautiful site on the ocean front where there is a cliff that the large albatrosses use as a launching pad! You will have the chance to see the famous blowhole that spurts sea water into the air. The landscape is great for photography.



Suarez Point, Española Island	
Highlights & Animals:	Hood mockingbirds, Nazca boobies, waved albatrosses (approximately from the last week of April until the last week of January), red-billed tropicbirds, lava lizards, Galapagos hawks, blowhole, amazing landscape and maybe blue-footed boobies.
Difficulty:	Difficult
Type of Landing:	Dry Landing
Possible Activities:	Hiking

In the afternoon: Gardner Bay, Gardner Islet & Osborn Islet

This excursion takes you to the spectacular Gardner Bay. After landing, you can walk across a lovely white-sand beach amongst a busy sea lion colony or dive into the water to swim with sea lion pups. You may also see curious mockingbirds on the beach.



Gardner Bay, Gardner Islet & Osborn Islet, Española Island	
Highlights & Animals:	White sandy beach, sea lions, mockingbirds; snorkeling: colorful fish, sea lion nursery
Difficulty:	Easy
Type of Landing:	Wet Landing
Possible Activities:	Hiking, snorkeling, dinghy ride, kayaking

Day 3: Thursday

FLOREANA ISLAND

In the morning: Cormorant Point


Cormorant Point hosts a large flamingo lagoon where other birds such as common stilts and white-cheeked pintails can also be seen. The beaches on this island are distinct: The Green Beach is named so due to its green color, which comes from a high percentage of olivine crystals in the sand, and the Flour Sand Beach is composed of white coral.



Cormorant Point, Floreana Island	
Highlights & Animals:	Flamingoes, green-colored beach
Difficulty:	Easy
Type of Landing:	Wet Landing
Possible Activities:	Hiking, snorkeling, dinghy ride, kayaking

Afterwards: Devil's Crown

You will have a chance to snorkel around Devil's Crown which is the rocky remains of an offshore volcano sticking out of the water. This is a great location to spot a wide range of marine creatures.



Devil's Crown, Floreana Island	
Highlights & Animals:	Large array or marine species
Difficulty:	Moderate/Difficult
Type of Landing:	No Landing
Possible Activities:	Snorkeling, dinghy ride

In the afternoon: Baroness Viewing Point

Baroness Viewing Point is a fantastic place to absorb the environment of the Galapagos. Once inhabited by an indulgent baroness and her three lovers, the history of this island is intriguing. The legends about this baroness are associated with a fascinating murder mystery. There are easy trails in this area for exploring the flora and fauna of Floreana.



Baroness Viewing Point, Floreana Island

Highlights & Animals:	Great view, sea turtles, mysterious story about the first inhabitants of the islands
Difficulty:	Easy
Type of Landing:	Dry Landing
Possible Activities:	Hiking, snorkeling, dinghy ride, kayaking

Afterwards: Post Office Bay

You will land on a beach and head to a spot where 18th century whalers placed a wooden barrel used as an unofficial mail box. The custom continues to this day with Galapagos visitors. So, don't forget your postcards, and don't be surprised if the post card arrives to its destination before you even get home!



Post Office Bay, Floreana Island

Highlights & Animals:	Post office barrel, nice sandy beach
Difficulty:	Easy
Type of Landing:	Wet Landing
Possible Activities:	Hiking, snorkeling, kayaking

Day 4: Friday

SANTA FE AND SOUTH PLAZA ISLANDS

In the morning: Santa Fé Island

Santa Fe Island (Barrington) is home to the small picturesque bay and anchorage on the island's northeast coast. The bay has two visitor trails: one leading to a scenic viewpoint atop a cliff, and the other spanning from a small beach to a tall prickly pear cactus forest.



Santa Fé Island, Santa Fe Island

Highlights & Animals:	Land iguanas, giant Opuntia cacti
Difficulty:	Moderate
Type of Landing:	Dry Landing
Possible Activities:	Hiking, snorkeling, dinghy ride, kayaking

In the afternoon: South Plaza Island

This small island with steep cliffs was formed by rising lava and is now covered by Opuntia cacti. It is also home to one of the largest sea lion colonies as well as colorful yellow and red land iguanas. The most characteristic plant is the Sesuvium. During the rainy season its color is a greenish to yellowish tone and in the dry season (end of June through January) a bright red.



South Plaza Island

Highlights & Animals:	Land iguanas, sea lion colony, Audubon's shearwaters, swallow-tailed gulls, Nazca boobies, amazing landscape with cliffs
Difficulty:	Moderate
Type of Landing:	Dry Landing
Possible Activities:	Hiking, dinghy ride, kayaking

Day 5: Saturday

NORTH SEYMOUR AND SANTA CRUZ ISLANDS

In the morning: North Seymour

In North Seymour you may see Galapagos sea lions, blue-footed boobies, and magnificent frigate birds which are abundant on this island. North Seymour was formed by a series of submarine lava flows containing layers of sediment that were uplifted by tectonic activity. The island is characterized by its arid vegetation zone.




North Seymour Island

Highlights & Animals:	Land & marine iguanas, frigate birds, blue-footed boobies, sea lions; snorkeling: rays, reef sharks, fish, garden eels.
Difficulty:	Moderate/Difficult
Type of Landing:	Dry Landing
Possible Activities:	Hiking, snorkeling, dinghy ride

In the afternoon: Bachas Beach

Bachas Beach is located on the north shore of Santa Cruz and is a beach for swimming. One of the few remnants of the U.S. World War II presence in the Galapagos, a floating pier, can be seen here. You may see flamingos, Sally Lightfoot crabs, hermit crabs, black-necked stilts, and whimbrels. Sea turtles also nest on the beach.



Bachas Beach, Santa Cruz Island

Highlights & Animals:	World War II remnants. Sally Lightfoot crabs, hermit crabs, black necked stilts, whimbrels, sea turtles.
Difficulty:	Easy
Type of Landing:	Wet Landing
Possible Activities:	Hiking, snorkeling

Day 6: Sunday

MOSQUERA ISLAND

In the morning: Mosquera Islet

Mosquera Islet is located between the islands of Baltra and North Seymour. This reef of rocks and coral (the result of an uprising) is only 160 meters across at its narrowest width. This island has one of the largest populations of sea lions and is home to many shorebirds. There have been occasional reports at this site of orcas feeding on sea lions.



Mosquera Islet, Mosquera Island

Highlights & Animals:	Orcas, sea lions, shore birds
Difficulty:	Easy
Type of Landing:	Wet Landing
Possible Activities:	Hiking, snorkeling

Afterwards: Baltra Airport Departure

After this final visit, you will be transferred to the Baltra airport in time for your flight back to the mainland.

6-day Galapagos Cruise Itinerary "A"



Please note:

Itineraries are generally stable but may change due to weather, wildlife, safety, park regulations, guest abilities, or operational needs. Images shown are referential, and not all listed activities on each visitor point may be completed. Your guide and captain will always aim to choose the best possible itinerary.

Sales



Toll Free: +1-877-209-7243



Direct Line: +593-2-602-4568

Reservations



sales2@royalgalapagos.com



sales5@royalgalapagos.com



sales7@royalgalapagos.com

Address

12 de Octubre Ave. N26-48 and
La Coruña Ave. Mirage Tower,
office 6D. Quito - Ecuador

www.royalgalapagos.com • www.seastargalapagos-cruise.com (Unbranded site)

VTA: 2025/10/08